



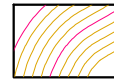




Key

-  Site Boundary
-  Excavation Limit
-  Working Cut at Pumpquart Seam (as numbered)
-  Ground Surface Contours (Major contours at 10m intervals as annotated)
-  Intermediate Cut 2m intervals
-  Haul Road. Width 10 metres, maximum gradient 1:8
-  Elevation in metres



Glo Bryn Bach Coal,
 Glan Lash Washery,
 Shands Road, Nr Blaenau,
 Ammanford,
 Carmarthenshire, SA18 3NA

**GLAN LASH EXTENSION
 RE-SUBMISSION OF
 APPLICATION E/39917**

FINAL VOID

GLER-04/3