


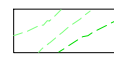
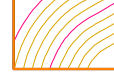





261300E 261400E 261500E 261600E 261700E 261800E 261900E

214000N
2139000N
2138000N
2137000N
2136000N

Key

-  Site Boundary
-  Excavation Limit
-  Working Cut at Pumpquart Seam (as numbered)
-  Ground Surface Contours (Major contours at 10m intervals as annotated)
-  Initial Cut 2m intervals
-  Haul Road. Width 10 metres, maximum gradient 1:8
-  Elevation in metres



Glo Bryn Bach Coal,
Glan Lash Washery,
Shands Road, Nr Blaenau,
Ammanford,
Carmarthenshire, SA18 3NA

**GLAN LASH EXTENSION
RE-SUBMISSION OF
APPLICATION E/39917**

INITIAL VOID

GLER-04/ 1

Scale 1:2500 12th July 2024

261300E 261400E 261500E 261600E 261700E 261800E 261900E

Access Ramp From Restoration Level